


Quick Start Guide

WavPlayer version 6.0

Step 1. Connect the foot pedal to your computer.

Step 2. Install *WavPlayer*, either from the CD or from www.bytescribe.com/downloads/. (The trial version will unlock to the full version when registered.)

Step 3. Double-click the *WavPlayer* icon located on desktop to start *WavPlayer*.



Step 4. To register your *WavPlayer*, follow the onscreen instructions to enter your Product Serial Number.

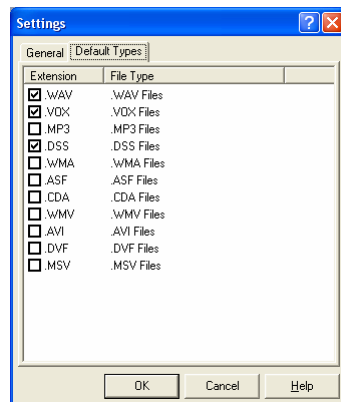


If using a USB Dongle to register, please follow the Dongle driver installation instructions. Software that is registered with a Dongle will only remain registered while the Dongle is in place.

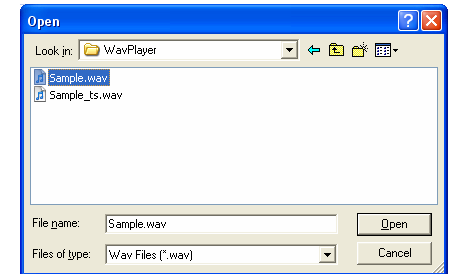
Step 5. Select **Options | Settings** from the *WavPlayer* menu and click on the Default Types tab.

Step 6. Click to place a check in the boxes for the file types that you want to play in the *WavPlayer*. The most likely types are .WAV, .VOX, and .DSS, although you may play other types as well.

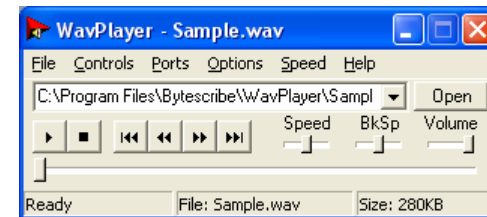
Click OK to set the preferences.



Step 7. Select **File | Open** from the *WavPlayer* menu to view the Open window. Find the file you wish to play on your computer, select it, and then click the Open button to load the file into *WavPlayer*.



Step 8. With the file loaded into *WavPlayer*, press down on the foot pedal to Play the file. Let up on the foot pedal to Pause, and use the left and right buttons on the foot pedal to Rewind and Fast Forward within the file.



Step 9. To slow down the playback, press the F10 key on your keyboard or slide the Speed slider to the left. To speed up the playback, press the F12 key or slide the Speed slider to the right. To set speed back to Normal, press F11 or return the slider to the middle.

Step 10. To increase the amount of time *WavPlayer* moves within the file when Backspacing or Rewinding, press Ctrl+I on your keyboard or move the BkSp slider to the right. To decrease the Backspace/Rewind time, press Ctrl+D or move the slider to the left.

Step 11. For more information, please read the Quick Start guide located in the *WavPlayer* Manual.